



Literacy
Lab

Summer Fun Kit



Here are some fun activities that you can do with your families
over the summer holiday




Take a trip to the park and go on a **minibeast safari**. Take an old spoon and a jam jar. Explore creatures around logs and trees. Identify each insect. Watch them move, describe how they look. Which is your favourite? Don't forget to put the creatures back where you found them.



Design a sandwich.

Choose some different ingredients that you think will make a delicious sandwich. Make the sandwich and then write the recipe



Build a secret hideout

Find some old boxes, blankets, cushions, rugs. You could turn your hideout into a reading den. Or you could become a detective.

Create an A-Z scavenger hunt.

Try to find something that starts with each letter of the alphabet. Hide each item and someone in your family has to find them, for example, L is for leaf, H is for hairbrush, A is for apple.



Get creative!

Take a trip to the park and collect natural items that are on the ground to create a collage or a sculpture for example, leaves, petals, sticks etc. All you need is some glue!



Experiment with floating and sinking. Find lots of objects. Fill a bucket or a sink with water. Predict whether you think an object will float or sink then try it out.


Writing Activities

Joseph Coelho's Poetry Prompts



<https://www.booktrust.org.uk/what-we-do/childrens-laureate/poetry-prompts/poetry-prompts-library/>

Visit this website and Joseph Coelho will help you to write some amazing poems.



Keep a weather diary

Record what the weather is like every day of the holiday. Use words and weather symbols.

At the Supermarket

Ask your child to write a list of what shopping is needed. When you visit the supermarket, ask your child to help find the items. Read words on the signs, on packets. Children could also help with online shopping.

Play *Supermarket Bingo*.

Flour	Milk	Apple	Eggs
Cereal	Cheese	Fish	Peas
Rice	Banana	Chicken	Yoghurt
Bread	Potato	Butter	Onion

Give your child a list and they have to find the items.

How many things can you find in the supermarket beginning with the letter 'b'?

Design and write a postcard

Sending a postcard is a great opportunity to practice your child's writing skills over the holidays. Ask your child to draw a picture on the blank side of the postcard - it could be a drawing of your holiday, their favourite day or an illustration from a book. They can then write a message on the lined side explaining what they've drawn. Why not ask them to draw it for a family member or friend and then pop it in the post? Use this [postcard template](#) to get your child writing this summer.



Bookmaking and Superheroes!

The book of me

www.bl.uk/childrens-books/activities/the-book-of-me

Create a book where you are the main character. You could be a superhero! All you will need is a pencil, paper and coloured pencils.

Create a superhero!

Watch the Supertato video.

<https://www.youtube.com/watch?v=M1nlJBkWGLo>

Design your own superhero. You can draw one or make one out of a toilet roll. Write about your superhero's special powers. Make a list of what your superhero would take on holiday. Make something that your superhero might need.

Take part in Superhero Action Training




Superhero Action Training	
<input type="checkbox"/> balance on one foot for 10 seconds	<input type="checkbox"/> bend and touch your toes 10x
<input type="checkbox"/> crawl forward for 10 feet	<input type="checkbox"/> curl your body up and hold for 10 seconds
<input type="checkbox"/> gallop for 10 steps	<input type="checkbox"/> hop on one foot 10x
<input type="checkbox"/> jump in place 10x	<input type="checkbox"/> kneel up tall for 10 seconds
<input type="checkbox"/> leap forward 10x	<input type="checkbox"/> roll in a straight line for 10 feet
<input type="checkbox"/> run in place for 10 seconds	<input type="checkbox"/> sit and then stand up 10x
<input type="checkbox"/> skip forward 10x	<input type="checkbox"/> slide to the right 10x slide to the left 10x
<input type="checkbox"/> stomp your feet in place 10x	<input type="checkbox"/> straighten your body and hold for 10 seconds
<input type="checkbox"/> stretch your legs for 10 seconds	<input type="checkbox"/> twist your body to the right and left 10x
<input type="checkbox"/> walk backwards for 10 steps	<input type="checkbox"/> wiggle your body for 10 seconds

Go to www.YourTherapySource.com/superhero for the complete download

Make a mini book

Make a mini book about your superhero. This link teaches you how to make a book out of a piece of paper.

<https://www.scottishbooktrust.com/learning-resources/how-to-make-a-book>





Summer Reading Challenge

<https://summerreadingchallenge.org.uk/>

Take part in the Summer Reading Challenge. You can do this online or you can sign up at your local library.

Authorfy 10 minute challenges

<https://authorfy.com/10minutechallenges/>

Choose an author and they will give you a fun 10 minute activity to do. Amy Sparkes challenges you to create a magic doorway.

Andy Sagar challenges you to create a cake or drink with magical Ingredients.

Storynory

<https://www.storynory.com/>

Audio stories, fairy tales, stories from around the world online

Share a Story Corner

www.worldbookday.com/share-a-story-corner

Stories to share with your child

Cbeebies

<https://www.bbc.co.uk/cbeebies/stories>

Many stories to share.

National Geographic - if you're interested in non-fiction

<https://www.natgeokids.com/uk/category/discover/>

Talking Activities



Play "I spy with my little eye"
Child finds something that they can see beginning with a certain letter or sound.



Play 20 questions. Adult chooses an object or a book or a place or a TV programme. The child has to ask questions in order to work out what it could be.

Take a "Picture Walk" with your child. Observe the surroundings. Keep stopping. Encourage your child to describe what they see, ask questions and discuss what they can see.



"I can see a big lake and the trees are reflected in the water."

Would you rather?

Adult asks child a question e.g.

"Would you rather meet a dragon or a dinosaur?"

"Would you rather eat an apple or a banana?"

"Would you rather go to the seaside or to the park?" The child states their preference but has to say, why, e.g. "

I would rather eat an apple because bananas are soft and mushy."

Odd One Out

Name three objects. One will be the odd one out. Your child has to say which is the odd one out using the word 'because' e.g.

train banana bus

"Banana is the odd one out because train and bus are types of transport."

Storytelling

Ask your child to tell you a story. It can be made up or they can retell a story that they know well. Read your child a story and then ask them to tell you the story just using the pictures.

